




**Fitting Instructions for RAD0152BK Radiator Guard**  
**FJR1300A '06- & 2013-**



**In This Kit There Should Be**  
**1x Radiator Guard (RAD0152BK)**  
**2x 100mm Lengths of self-adhesive Foam**




Picture 1



Picture 2



Picture 3



Picture 4



Picture 5



Picture 6



Picture 7



### **TOOLS REQUIRED**

- Socket set to include 4mm A/F & 10mm socket & wrench.

### **FITTING INSTRUCTIONS**

- To fit the radiator guard to the bike cut the foam strip provided into 10mm wide pieces and stick them to the back of the radiator guard frame, so that they sit between the radiator guard and the radiator.
- Remove the bolt that secures the horn in place, as arrowed in picture 1. *There is no need to disconnect or remove the horn.*
- Remove the two 10mm bolts that secure the OEM plastic radiator guard in place. These are located on either side of the radiator, as shown in picture 2.
- The OEM plastic radiator guard can now be removed. To do this, slide downwards and off the two prongs that mount it onto the radiator at the bottom. *This will come off with the bodywork in place and is no longer required.*
- Offer the R&G Radiator Guard into place on the bike, ensuring that the two slots on the bottom of the radiator guard locate over the two prongs that protrude downwards from the radiator, as arrowed in picture 4.
- With the radiator guard in place, the two 10mm bolts can be re-fitted through the mounting holes of the radiator guard and into the radiator, as shown in picture 5.
- Refit the horn using the original bolt.
- Ensure the radiator guard is correctly mounted and tighten all bolts evenly.

ISSUE 1 15/05/2013 (AR)

### **CONSUMER NOTICE**

The catalogue description and any exhibition of samples are only broad indications of the Products and R&G may make design changes which do not diminish their performance or visual appeal and supplying them in such state shall conform to the order. The Buyer acknowledges no representation or warranty (other than as to title) has been given or will apply to the Products other than those in R&G's order or confirmation and the Buyer confirms it has chosen the Products as being of merchantable quality and suitable for its particular purposes. Where R&G fits the Products or undertakes other services it shall exercise reasonable skill and care and rectify any fault free of charge unless the workmanship has been disturbed. The Buyer is responsible for ensuring that the warranty on the motorcycle is not affected by the fitting of the Products. On return of any defective Products R&G shall at its option either supply a replacement or refund the purchase money but shall not be liable if the Products have been modified or used or maintained otherwise than in accordance with R&G's or manufacturer's instructions and good engineering practice or if the defect arises from accident or neglect. Other than identified above and subject to R&G not limiting its liability for causing death and personal injury, it shall not be liable for indirect or consequential loss and otherwise its liability shall be limited to the amounts paid by the Buyer for the Products or the fitting or service concerned. These terms do not affect the Buyer's statutory rights.

### **R&G RACING RETURNS POLICY (NON-FAULTY GOODS)**

Returns must be pre-authorized (if not pre-authorized the return will be rejected). Goods may only be returned direct to us if they were purchased direct from us (customer must prove if necessary). Otherwise to be returned to original vendor. Goods must be in re-sellable condition, in the opinion of R&G Racing. All returns are subject to a 25% restocking and handling fee (25% of the gross value exc. P&P – at the prevailing price at time of purchase). The customer must pay any and all carriage charges. No returns of discontinued products, unless within 14 days of purchase. This policy does not affect your statutory rights and does not refer to faulty goods.

R&G Racing

Unit 1, Shelley's Lane, East Worldham, Alton, Hampshire, GU34 3AQ

Tel: +44 (0)1420 89007 Fax: +44 (0)1420 87301 [www.rg-racing.com](http://www.rg-racing.com) Email: [info@rg-racing.com](mailto:info@rg-racing.com)



**Instructions de montage RAD0152BK Grille de protection radiateur**  
**FJR1300A '06- & 2013-**



**Le kit doit contenir:**

- 1 x Grille de protection radiateur (RAD0152BK)
- 2x 100mm Mousse autocollante




Photo 1



Photo 2





Photo 3




Photo 4



Photo 5



Photo 6



Photo 7



### Outils requis

- Jeu de clés de 4mm

### Instructions de montage:

- Couper la mousse en bandeaux de 10mm puis collez ces bandeaux au bas du support de protection radiateur, de façon à ce que ces bandeaux se situent entre la protection radiateur et le radiateur.
- Enlever le boulon qui fixe la corne en place (Photo 1). Il n'est pas nécessaire de déconnecter ou enlever la corne.
- Enlever les 2 boulons 10mm qui fixent la grille de protection d'origine en plastic en place. Ceux ci sont placés de chaque coté du radiateur (Photo 2).
- La grille de protection d'origine en plastic peut être enlevée. Pour cela glissez vers le bas et à l'extérieur les 2 branches qui la supportent au bas du radiateur. Elle se détachera avec la carrosserie en place et n'est plus requise.
- Mettre la grille R&G en position, en vous assurant que les 2 fentes au bas de la grille de protection radiateur soient placées autours des 2 branches qui dépassent vers le bas du radiateur (Photo 4).
- Une fois la grille de protection en place, les 2 boulons 10mm peuvent être remontés à travers les trous de fixation de la grille de protection radiateur et dans le radiateur (Photo 5).
- Remonter la corne avec le boulon d'origine.
- Assurez-vous que le radiateur soit correctement monté, et serrer tous les boulons de façon égale.

ISSUE 1 15/05/2013 (AR)

### **CONSUMER NOTICE**

The catalogue description and any exhibition of samples are only broad indications of the Products and R&G may make design changes which do not diminish their performance or visual appeal and supplying them in such state shall conform to the order. The Buyer acknowledges no representation or warranty (other than as to title) has been given or will apply to the Products other than those in R&G's order or confirmation and the Buyer confirms it has chosen the Products as being of merchantable quality and suitable for its particular purposes. Where R&G fits the Products or undertakes other services it shall exercise reasonable skill and care and rectify any fault free of charge unless the workmanship has been disturbed. The Buyer is responsible for ensuring that the warranty on the motorcycle is not affected by the fitting of the Products. On return of any defective Products R&G shall at its option either supply a replacement or refund the purchase money but shall not be liable if the Products have been modified or used or maintained otherwise than in accordance with R&G's or manufacturer's instructions and good engineering practice or if the defect arises from accident or neglect. Other than identified above and subject to R&G not limiting its liability for causing death and personal injury, it shall not be liable for indirect or consequential loss and otherwise its liability shall be limited to the amounts paid by the Buyer for the Products or the fitting or service concerned. These terms do not affect the Buyer's statutory rights.

### **R&G RACING RETURNS POLICY (NON-FAULTY GOODS)**

Returns must be pre-authorized (if not pre-authorized the return will be rejected). Goods may only be returned direct to us if they were purchased direct from us (customer must prove if necessary). Otherwise to be returned to original vendor. Goods must be in re-sellable condition, in the opinion of R&G Racing. All returns are subject to a 25% restocking and handling fee (25% of the gross value exc. P&P – at the prevailing price at time of purchase). The customer must pay any and all carriage charges. No returns of discontinued products, unless within 14 days of purchase. This policy does not affect your statutory rights and does not refer to faulty goods.

R&G Racing

Unit 1, Shelley's Lane, East Worldham, Alton, Hampshire, GU34 3AQ

Tel: +44 (0)1420 89007 Fax: +44 (0)1420 87301 [www.rg-racing.com](http://www.rg-racing.com) Email: [info@rg-racing.com](mailto:info@rg-racing.com)



**Montageanleitung für den RAD0152BK Kühlerschutz**  
**FJR1300A '06- & 2013-**



**Dieser Kit beinhaltet:**  
**1x Kühlerschutz (RAD0152BK)**  
**2x 100mm selbstklebende Schaumstoffstreifen**




Abbildung 1



Abbildung 2



Abbildung 3




Abbildung 4



Abbildung 5



Abbildung 6



Abbildung 7





### **SIE BENÖTIGEN FOLGENDES WERKZEUG:**

- 4mm A/F & 10mm Steckschlüssel

### **MONTAGEANLEITUNG:**

- Um den Kühlerschutz am Motorrad zu montieren, schneiden Sie zuerst die mitgelieferten Schaumstoffstreifen in 10 mm breiten Streifen und kleben Sie diese auf der Rückseite des Kühlerschutzrahmens, so dass sie zwischen dem Kühlerschutz und dem Kühler angebracht sind.
- Entfernen Sie die Schraube, die die Hupe befestigt – siehe Abbildung 1. *Die Hupe muss nicht entfernt oder abgeklemmt werden.*
- Entfernen Sie die zwei 10mm Schrauben, die den originalen Kühlerschutz aus Plastik befestigen. Diese sind auf beiden Seiten des Kühlers – siehe Abbildung 2.
- Den originalen Kühlerschutz aus Plastik nun entfernen – ziehen Sie ihn nach unten und weg von den Haken, die ihn am Kühler unten fixieren. *Dies wird nicht mehr benötigt.*
- Den R&G Kühlerschutz in Position halten – überprüfen Sie, dass die zwei Schlitze unten am Kühlerschutz über die zwei Haken, die nach unten vom Kühler hervorstehen, angebracht werden – siehe Abbildung 4.
- Wenn der Kühlerschutz in Position fixiert ist, die zwei 10mm Schrauben wieder anbringen (durch die Montagelöcher des Kühlerschutzes in den Kühler eindrehen – siehe Abbildung 5).
- Montieren Sie die Hupe mit der Originalschraube.
- Überprüfen Sie, dass der Kühlerschutz ordnungsgemäß angebracht ist und ziehen Sie alle Schrauben gleichmäßig fest.

AUSGABE 1 15/05/2013 (AR)

#### **CONSUMER NOTICE**

The catalogue description and any exhibition of samples are only broad indications of the Products and R&G may make design changes which do not diminish their performance or visual appeal and supplying them in such state shall conform to the order. The Buyer acknowledges no representation or warranty (other than as to title) has been given or will apply to the Products other than those in R&G's order or confirmation and the Buyer confirms it has chosen the Products as being of merchantable quality and suitable for its particular purposes. Where R&G fits the Products or undertakes other services it shall exercise reasonable skill and care and rectify any fault free of charge unless the workmanship has been disturbed. The Buyer is responsible for ensuring that the warranty on the motorcycle is not affected by the fitting of the Products. On return of any defective Products R&G shall at its option either supply a replacement or refund the purchase money but shall not be liable if the Products have been modified or used or maintained otherwise than in accordance with R&G's or manufacturer's instructions and good engineering practice or if the defect arises from accident or neglect. Other than identified above and subject to R&G not limiting its liability for causing death and personal injury, it shall not be liable for indirect or consequential loss and otherwise its liability shall be limited to the amounts paid by the Buyer for the Products or the fitting or service concerned. These terms do not affect the Buyer's statutory rights.

#### **R&G RACING RETURNS POLICY (NON-FAULTY GOODS)**

Returns must be pre-authorized (if not pre-authorized the return will be rejected). Goods may only be returned direct to us if they were purchased direct from us (customer must prove if necessary). Otherwise to be returned to original vendor. Goods must be in re-sellable condition, in the opinion of R&G Racing. All returns are subject to a 25% restocking and handling fee (25% of the gross value exc. P&P – at the prevailing price at time of purchase). The customer must pay any and all carriage charges. No returns of discontinued products, unless within 14 days of purchase. This policy does not affect your statutory rights and does not refer to faulty goods.

R&G Racing

Unit 1, Shelley's Lane, East Worldham, Alton, Hampshire, GU34 3AQ

Tel: +44 (0)1420 89007 Fax: +44 (0)1420 87301 [www.rg-racing.com](http://www.rg-racing.com) Email: [info@rg-racing.com](mailto:info@rg-racing.com)